







DAV Pt. SR PUBLIC SCHOOL BHANJANAGAR
HOLIDAY HOMEWORK
STD-I

SL NO	SUBJECT	HOMEWORK
1	ENGLISH	1. Read the 2 chapters that is THE PETS AND KITTY THE NAUGHTY CATS 2 times. 2. Write both capital and small a-z in your English copy. 3. Write 12 months name and 7 weeks name (3 times) in your English copy. 4. Do some (in, on, under) activity at your home and make a video. 5. Write the exercise work which has given on your English practice book from page 1-8. Write it in your English copy. 6. Daily one page hand writing and 5 new word and their meaning.
2	HINDI	□. □□□□ □□□□ □□□□ □□ □ □□□ □□□ □□□□ □□□□□□ □□□□□□□□, □□□□□ □□ □□□□□ □. '□' □□□□□□ □□ '□' □□□□□□ □□□□□ □ □□ □□□ □□ □□□□□□ □. □ □□□□□ □□□□ □□ □□□□ □□□□□□ □. □□□□ □□ □□ □□□□□ □□□□□ □□□□□□ □□□□□□ □□□□□□ □. 1 page handwriting in hindi (daily).
3	EVS	1. Write the name of body parts in your evs copy. 2. Draw the picture of your sense organs. 3. Write your family members name. 4. Practice the exercise of "our body parts" On upur evs book. 5. Tell something about yourself. (Your name, father's name, mothers name, school name,) 6. Read the chapter "our body parts".
4	MATHS	1. Write the numbers from 100 - 300. 2. Write the number from 1-100 (in words) 3. Write the table from 2-6 (five times) 4. Draw a big house and a small house. And colouring it.

HOLIDAY HOMEWORK
STD-II
ACTIVITY WORKSHEET

TENS AND ONES

Write numbers to 50 using base ten blocks.

 <input type="text" value="32"/>	 <input type="text"/>
 <input type="text"/>	 <input type="text"/>
 <input type="text"/>	 <input type="text"/>



Writing tens and ones up to 99

In each case, write the number of tens and ones.

$$52 = 5 \text{ tens} + 2 \text{ ones}$$

$$44 = \dots \text{ tens} + \dots \text{ ones}$$

$$78 = \dots \text{ tens} + \dots \text{ ones}$$

$$10 = \dots \text{ tens} + \dots \text{ ones}$$

$$90 = \dots \text{ tens} + \dots \text{ ones}$$

$$3 = \dots \text{ tens} + \dots \text{ ones}$$

$$30 = \dots \text{ tens} + \dots \text{ ones}$$

$$81 = \dots \text{ tens} + \dots \text{ ones}$$

$$11 = \dots \text{ tens} + \dots \text{ ones}$$


$$99 = \dots \text{ tens} + \dots \text{ ones}$$

$$5 = \dots \text{ tens} + \dots \text{ ones}$$


$$34 = \dots \text{ tens} + \dots \text{ ones}$$

Circle the correct number of objects:

Circle 13 hearts




Circle 6 stars

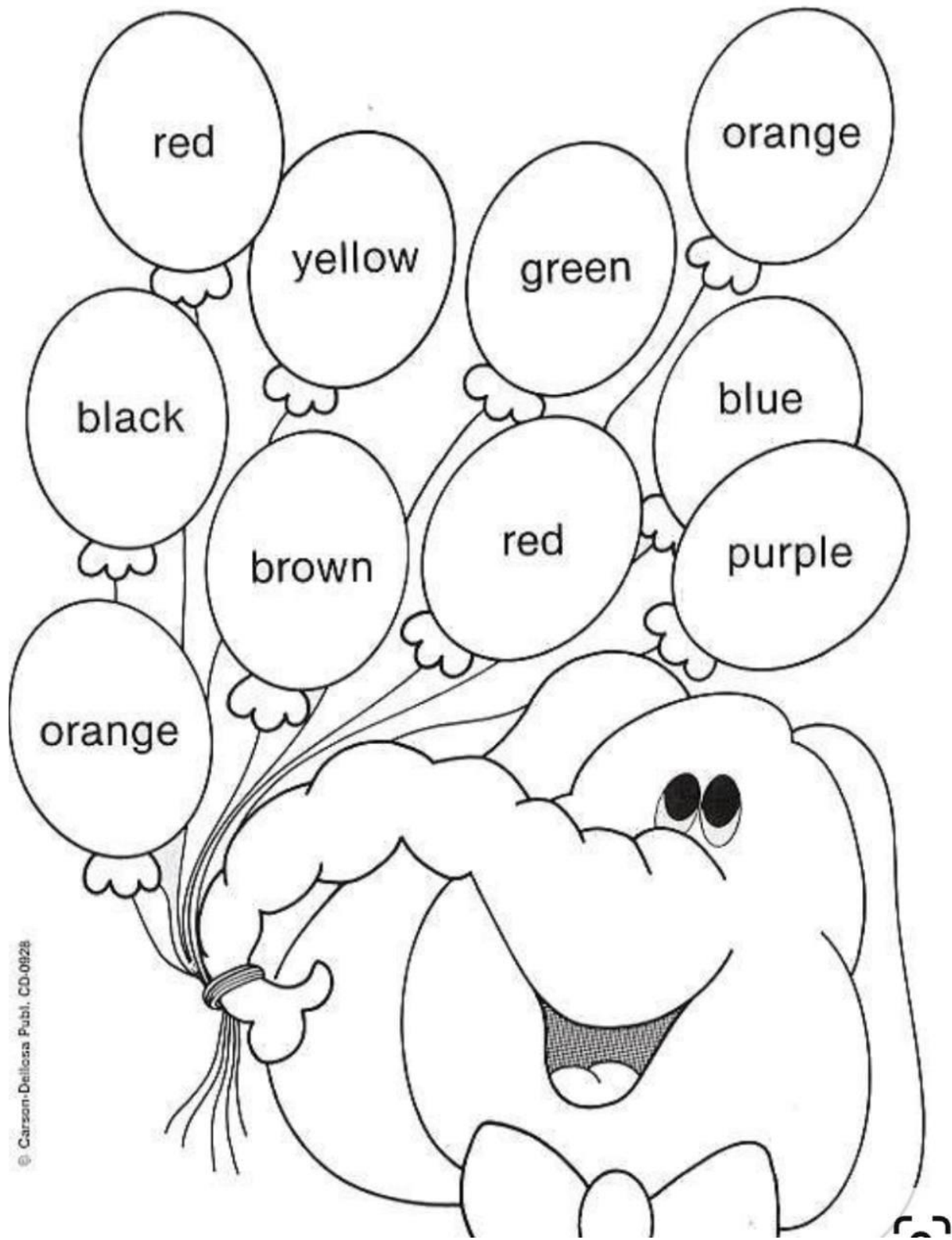


Circle 11 notes



Circle 19 drops







Name: _____

Numbers: Before, After and Between

Math is Fun!

Fill in the missing numbers.

1) _____ 77 _____

2) 97 _____ 99

3) _____ 34 _____

4) 17 _____ 19

5) _____ 46 _____

6) _____ 64 _____

7) _____ 49 _____

8) 79 _____ 81

9) _____ 26 _____

10) _____ 71 _____

11) 32 _____ 34

12) 48 _____ 50

13) _____ 31 _____

14) _____ 27 _____

15) 49 _____ 51

16) _____ 63 _____

17) _____ 79 _____

18) 98 _____ 100

Count by 1 from 1 to 100

1	2	3			6		8	9	10
			14	15	16	17	18		20
	22		24	25		27	28		
31	32	33		35	36	37			40
	42		44			47	48	49	50
				55		57	58		
		63		65		67	68		
				75			78	79	
		83					88	89	90
91	92		94			97	98	99	100

My Self
Class - 1
GK/English Worksheet

1. My name is _____.



2. I am _____ years old.

3. I have _____ brothers.

4. I have _____ sisters.



5. My father's name is _____.



6. My father works at _____.

7. My mother's name is _____.

8. My mother works at _____.



9. My nationality is _____.

10. My favourite fruit is _____.

11. My best friend is _____.



12. My hometown is _____.

13. My grandmother's name is _____.

14. My grandfather's name is _____.



My Self
Class - 1
GK/English Worksheet

1. My name is _____.



2. I am _____ years old.

3. I have _____ brothers.

4. I have _____ sisters.



5. My father's name is _____.



6. My father works at _____.

7. My mother's name is _____.

8. My mother works at _____.



9. My nationality is _____.

10. My favourite fruit is _____.

11. My best friend is _____.



12. My hometown is _____.

13. My grandmother's name is _____.

14. My grandfather's name is _____.



A. Complete with 'in', 'on', 'under'!

1.



The book is _____ the table.

2.



The pencil is _____ the pencil case.

3.



The duster is _____ the chair.

4.



The book is _____ the chair

5.



The globe is _____ the chair

6.

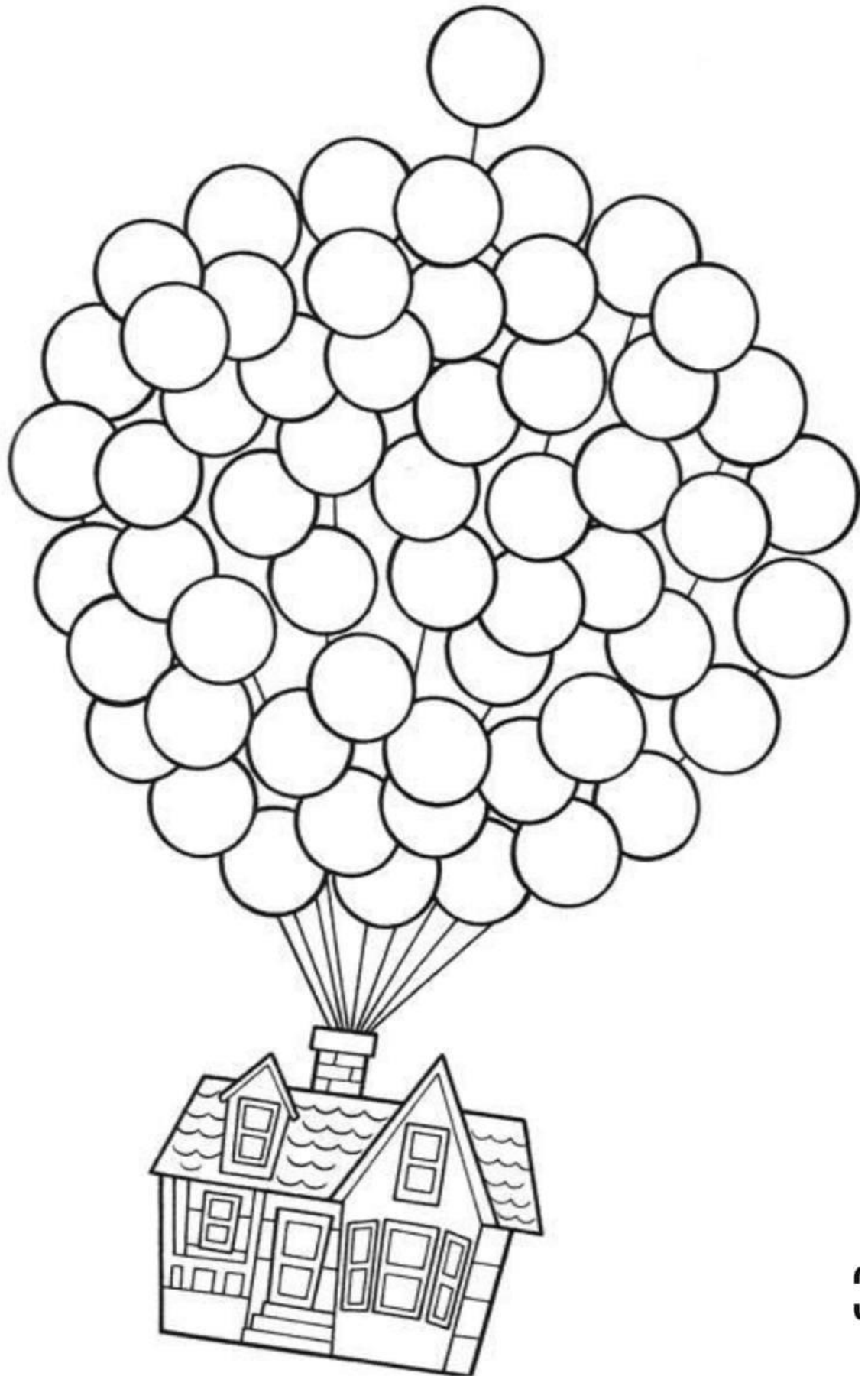


The duster is _____ the _____

7.




The sharpener is



CLASS 1 HINDI

चित्रों के नाम लिखकर अनुच्छेद पूरा करो।

एक  था। घर की 
..... पर  के पेड़ की छाया
थी। राम छाया में बैठकर 
पढ़ता था। एक बार एक 
राम के ऊपर गिरा। राम के 
खराब हो गए। राम  पर
जाकर नहाया। फिर 
छा गए। पानी बरसा। राम ने बारिश में
एक  रख दिया। टब
भर गया।





Name: _____

Body Parts

Directions: Read the sentences below. Fill in the blanks with body words. Some words may be used in more than one sentence. Some words will not be used.

nose mouth eyes ears hands

legs feet chin knee toes

I smelled the sweet scent with my _____.

He put the berry in his _____ to taste it.

My _____ were tired after running all day.


Mom dipped her _____ into the cool water.

The class clapped their _____ at the end.

Bob had cake frosting on his _____.

I opened my _____ to see the movie.

Parts of the Body



mouth eye leg

arm ear toe hair

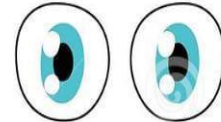
foot hand nose finger

How Many?

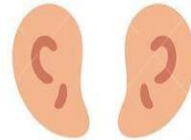
I have _____ hands



I have _____ eyes



I have _____ ears



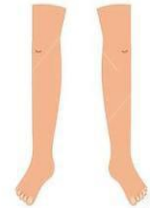
I have _____ mouth



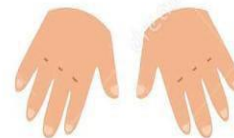
I have _____ nose



I have _____ legs



I have _____ fingers



Matching

Draw a line to match the body parts with the words.



eye

finger

foot

mouth

ear

hand

nose

